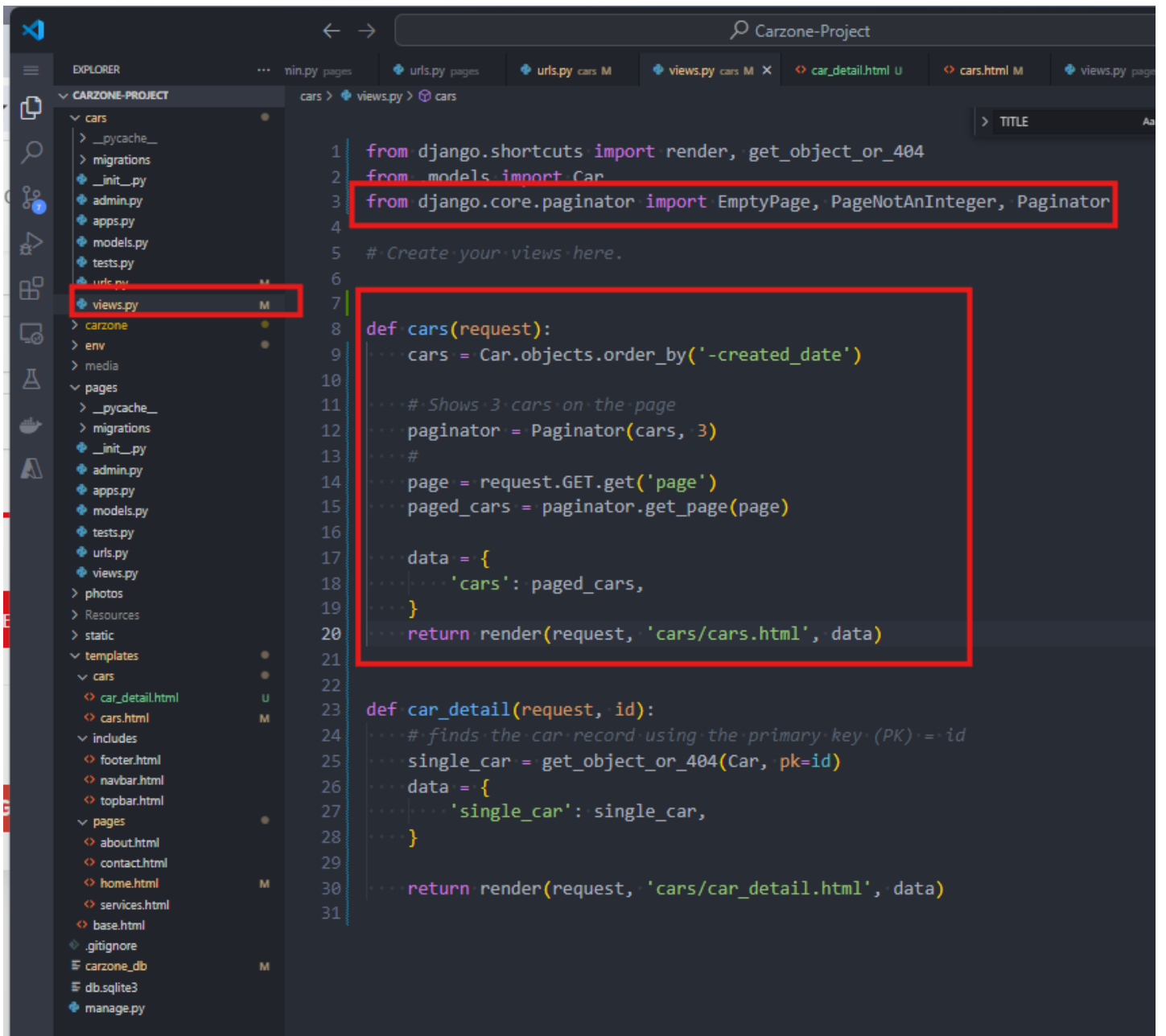


Topic: Car Listing: Pagination Part 8

Speaker: Udemy Instructor Rathan Kumar | Notebook: Django Project: Car Listing

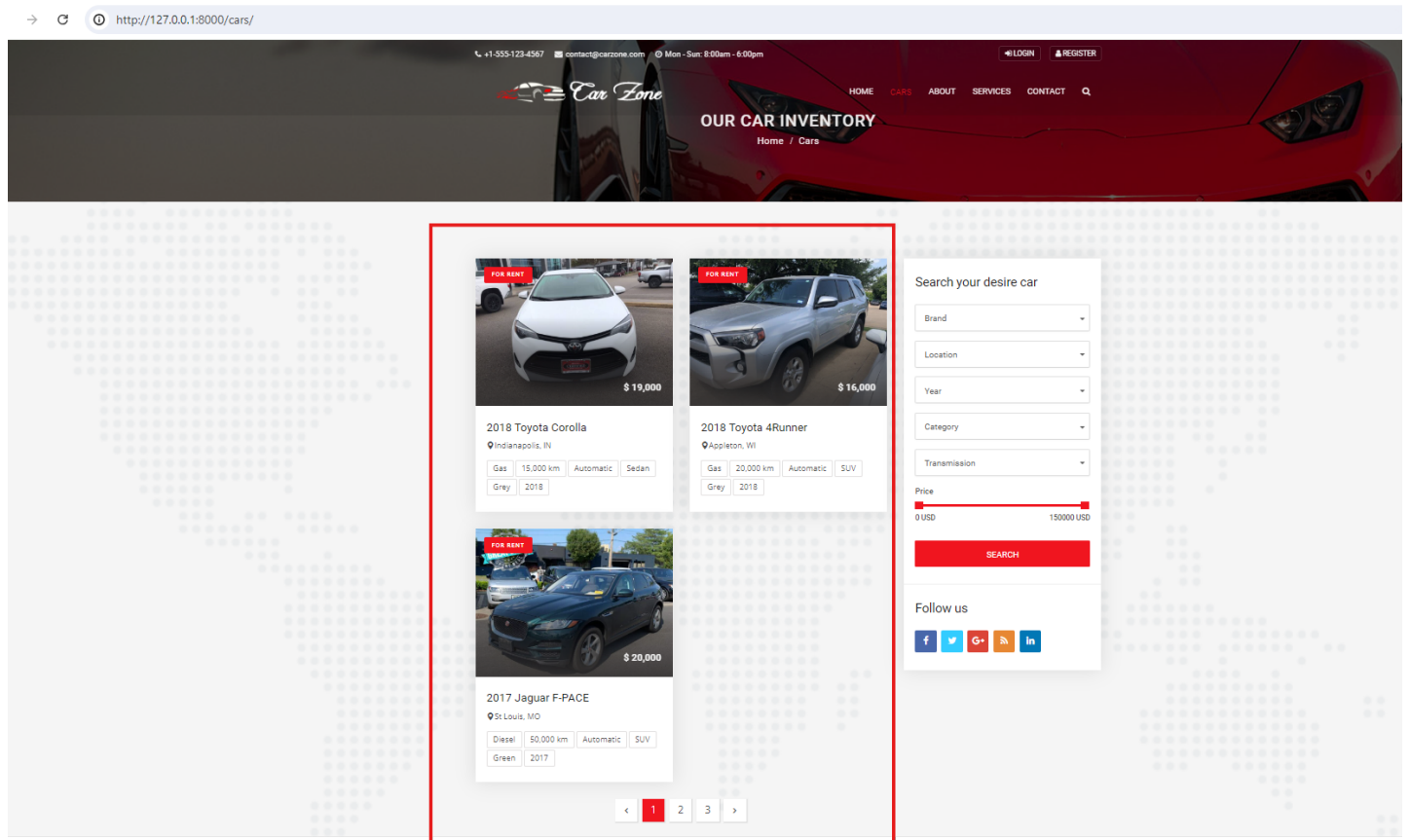


1. Use a Django package PAGINATOR to enable page activity.
2. Update the CARSVIEWS.PY



```
1 from django.shortcuts import render, get_object_or_404
2 from models import Car
3 from django.core.paginator import EmptyPage, PageNotAnInteger, Paginator
4
5 # Create your views here.
6
7
8 def cars(request):
9     cars = Car.objects.order_by('-created_date')
10
11     # Shows 3 cars on the page
12     paginator = Paginator(cars, 3)
13     #
14     page = request.GET.get('page')
15     paged_cars = paginator.get_page(page)
16
17     data = {
18         'cars': paged_cars,
19     }
20     return render(request, 'cars/cars.html', data)
21
22
23 def car_detail(request, id):
24     # finds the car record using the primary key (PK) = id
25     single_car = get_object_or_404(Car, pk=id)
26     data = {
27         'single_car': single_car,
28     }
29
30     return render(request, 'cars/car_detail.html', data)
31
```

3. Run your CARS.HTML



4. To activate the PAGE BUTTONS, go to CARS.HTML,

FROM:

```
<!-- Page navigation start -->
<div class="pagination-box p-box-2 text-center">
  <nav aria-label="Page navigation example">
    <ul class="pagination">
      <li class="page-item">
        <a class="page-link" href="#"><i class="fa fa-angle-left"></i></a>
      </li>
      <li class="page-item"><a class="page-link active" href="#">1</a></li>
      <li class="page-item"><a class="page-link" href="#">2</a></li>
      <li class="page-item"><a class="page-link" href="#">3</a></li>
      <li class="page-item">
        <a class="page-link" href="#"><i class="fa fa-angle-right"></i></a>
      </li>
    </ul>
  </nav>
</div>
```

TO:

Checks if there is a previous page:

```

{% if cars.has_previous %}
<li class="page-item">
    <a class="page-link" href="?page={{cars.previous_page_number}}"><i
    class="fa fa-angle-left"></i></a>
</li>
{% else %}
<li class="page-item disabled">
    <a class="page-link"><i class="fa fa-angle-left"></i></a>
</li>
{% endif %}

```

Depending on how car items per page is displayed, it can show several page numbers, the loop below will do this:

```

<!-- Loops thru multiple page numbers -->
{% for i in cars.paginator.page_range %}
<!-- make the page number active if we are on it -->
{% if cars.number == i %}
<li class="page-item"><a class="page-link active" href="#">{{ i }}</a></li>
{% else %}
<li class="page-item"><a class="page-link" href="?page={{i}}">{{ i }}</a></li>
{% endif %}
{% endfor %}

```

Checks if there is a next page:

```


<!-- checks if there is a next page -->
{% if cars.has_next %}
<li class="page-item">
    <a class="page-link" href="?page={{cars.next_page_number}}"><i
    class="fa fa-angle-right"></i></a>
</li>
{% else %}
<li class="page-item disabled">
    <a class="page-link"><i class="fa fa-angle-right"></i></a>
</li>
{% endif %}

```

The entire pagination code block should be:

```
templates > cars > cars.html > div.featured-car-content-area > div.container > div.row > div.col-lg-8.col-md-12 > div.pagination-box.p-box-2.text-center > nav
cars
  24 <div class="featured-car content-area">
  25 <div class="container">
  26 <div class="row">
  27 <div class="col-lg-8 col-md-12">
103 <div class="pagination-box p-box-2 text-center">
105
106 <!-- checks if there is a previous page -->
107 <{% if cars.has_other_pages %>
108 <ul class="pagination">
109 <{% if cars.has_previous %>
110 <li class="page-item">
111 <a class="page-link" href="?page={{cars.previous_page_number}}"><i
112 <class="fa fa-angle-left"></i></a>
113 </li>
114 <{% else %>
115 <li class="page-item disabled">
116 <a class="page-link"><i class="fa fa-angle-left"></i></a>
117 </li>
118 <{% endif %>
119
120 <!-- Loops thru multiple page numbers -->
121 <{% for i in cars.paginator.page_range %>
122 <!-- make the page number active if we are on it-->
123 <{% if cars.number == i %>
124 <li class="page-item"><a class="page-link active" href="#">{{ i }}</a></li>
125 <{% else %>
126 <li class="page-item"><a class="page-link" href="?page={{i}}">{{ i }}</a></li>
127 <{% endif %>
128 <{% endfor %>
129
130 <!-- checks if there is a next page -->
131 <{% if cars.has_next %>
132 <li class="page-item">
133 <a class="page-link" href="?page={{cars.next_page_number}}"><i
134 <class="fa fa-angle-right"></i></a>
135 </li>
136 <{% else %>
137 <li class="page-item disabled">
138 <a class="page-link"><i class="fa fa-angle-right"></i></a>
139 </li>
140 <{% endif %>
141 </ul>
142 <{% endif %>
143 </div>
144 </nav>
</div>
```

5. Run the server.



OUR CAR INVENTORY

Home / Cars



2017 Jaguar F-PACE

St Louis, MO

Diesel 50,000 km Automatic SUV
Green 2017



2017 Ford F-250 Super Duty

Chicago, IL

Gas 10,000 km Automatic Truck
Black 2017

< 1 2 3 >

Search your desire car

Brand

Location

Year

Category

Transmission

Price
0 USD 150000 USD

SEARCH

Follow us

